

LET'S REHAB TO A NEW STRUCTURE



WITH

SEALPLATE

TO INFINITY



Sealplate - an injection molded Polypropylene [PP] manhole and lift station rehabilitate liner incorporating a 3/4" [20mm] horizontal return at both top and bottom regardless of length.

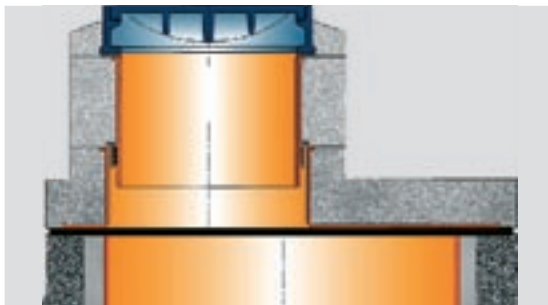

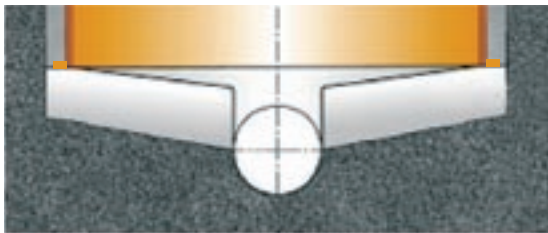
Designed to protect against the influence of corrosion, **Sealplate** is the ultimate standard of quality for manhole / lift station riser protection to build up a new structure.

Sealplate - available in 5 or 6 inch increments to any depth specified. Manufactured for diameters from 40" to 96", nominal thickness with a minimum of 1/4" [6mm].

Sealplate - segment joints are welded together. No butyl, sealants or bolts required between segments.

Sealplate - permits design and construction flexibility. With a robust thickness damage free field coring and welding for added connections.

Stacking segments minimize freight costs to the installer.



PROCEDURE FOR REHABILITATION

The benching or fillet shall be leveled or modified to insure proper bedding and vertical alignment of the SEALPLATE liner sections within the vertical shaft of the existing manhole or lift station. The mortar benching shall be raised to a level just above the crown of main channel inlet to accommodate the proper installation of the SEALPLATE liner sections.

A "bedding ring" of quick setting grout mixture shall be placed on the benching to achieve a good bottom seal in order to prevent loss of grout from annular space between riser sleeve liner and interior manhole wall.

Prepare structure interior, pressure wash or sandblast to remove all scale, loose material, grease and sludge build up. Active leaks [infiltration] shall be stopped with hydraulic mortar [or other approved materials]. All other structural repairs deemed necessary shall be performed.

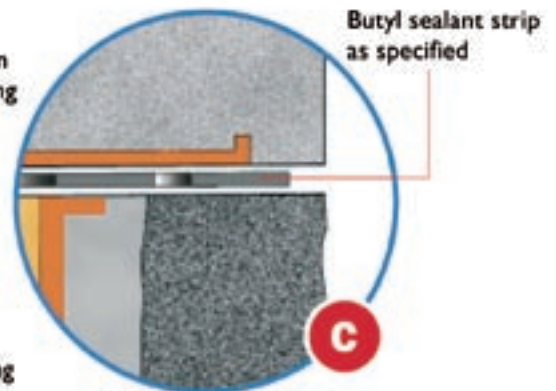
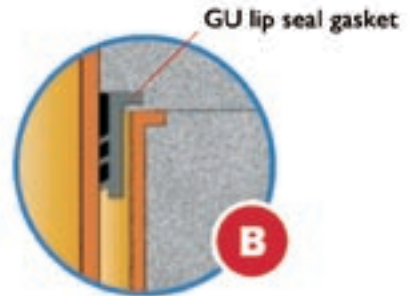
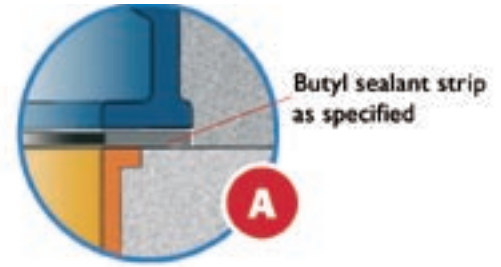
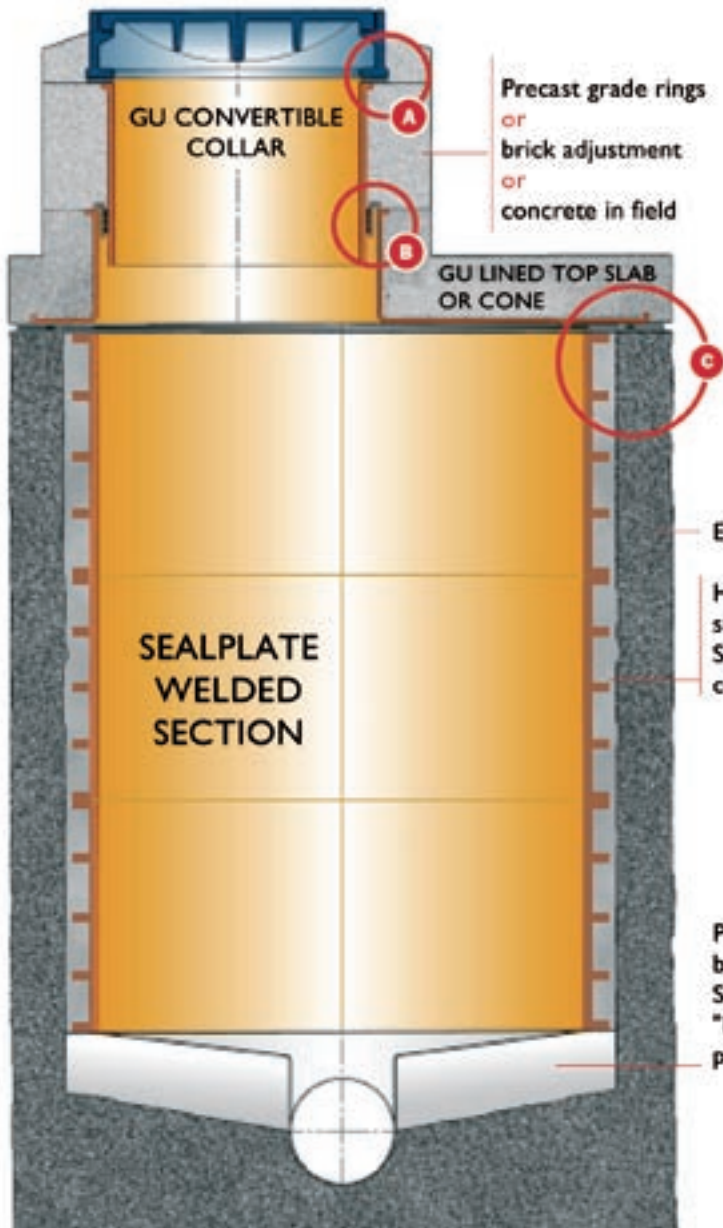
A six to twelve inch height pour of high strength pumpable bonding grout like Master Builders [www.masterbuilders.com] or Euclid Chemical [www.euclidchemical.com] shall be placed above the initial bottom seal in the annular space between the SEALPLATE sections and interior structure wall. Deep manholes/lift stations may require multiple SEALPLATE liner sections which shall be assembled, sealed/welded, supported and grouted in stages. The SEALPLATE liner sections shall be constructed to the interior height with the top of the "final" riser section having a level mortar "butt type" joint to allow for installation of either a new lined precast corbel-cone [PP or F.R.P.] or F.R.P. lined precast top slab.

A GU HDPE Convertible Collar shall be installed on top of the lined corbel-cone / top slab with masonry grade adjustment [brick courses, field poured concrete or precast grade rings] for setting cast iron frame. The Convertible Collar shall be inserted through compression seal gasket mounted in the lined corbel-cone / top slab with appropriate GU Convertible Collar gasket flange design.

GU REHAB MANHOLE SYSTEMS

GU REHAB MANHOLE SYSTEMS

with mortar channel / bench and
Sealplate sections with butyl strips on top



**GU Cone with
GU Convertible Collar**

For more information due to the specifications, please visit:
www.gu-international.com/products/rehabliner/specification.htm

Suppliers for pumpable bonding grout:
Master Builders Inc. > www.masterbuilders.com
Euclid Chemical > www.euclidchemical.com



SEALPLATE

for REHABILITATION



GU FLORIDA, INC.

8145 27th Street East
Sarasota, FL 34243

Tel: (941) 359-2396 • Fax: (941) 358-964

Mail: gu-florida@gu-international.com

www.gu-international.com