

PRECASTER: _____ CONTACT: _____ DATE: _____

PROJECT: _____ CONTRACTOR: _____ PO#: _____

Special Instructions: _____

TAKE OFF & ORDER SHEET FOR GU MANHOLE BASE LINERS

* without information, GU manufactures to GU standard GU Job #: _____ Invoice #: _____

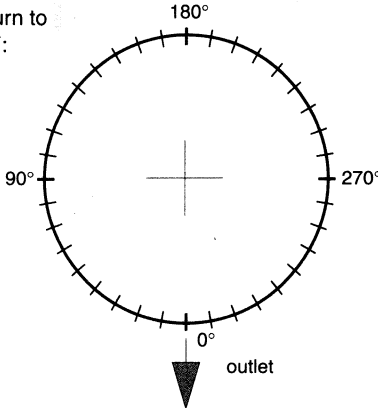
MANHOLE#: _____ DIAMETER: _____ WALL 5" ☐ 8" ☐

GU BASE LINER CONFIGURATION: _____

Main channel invert diff.* _____ inch Standard: Yes ☐ No ☐

	Degree	Invert Elev.*	Slope*%	Type	Class	Size			
Pipe outlet	0°								
Pipe inlet							Channel *	Standard	
1 st Lat/Pipe								Yes	No
2 nd Lat/Pipe									
3 rd Lat/Pipe									

Height from skirt return to main channel outlet*:
_____ inch



Date required: _____

Extended skirt*:
_____ inch

Barrel lined:
Yes ☐
No ☐

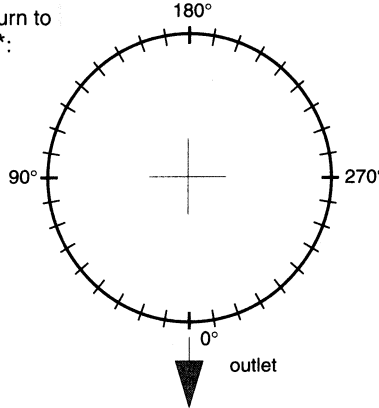
MANHOLE#: _____ DIAMETER: _____ WALL 5" ☐ 8" ☐

GU BASE LINER CONFIGURATION: _____

Main channel invert diff.* _____ inch Standard: Yes ☐ No ☐

	Degree	Invert Elev.*	Slope*%	Type	Class	Size			
Pipe outlet	0°								
Pipe inlet							Channel *	Standard	
1 st Lat/Pipe								Yes	No
2 nd Lat/Pipe									
3 rd Lat/Pipe									

Height from skirt return to main channel outlet*:
_____ inch



Date required: _____

Extended skirt*:
_____ inch

Barrel lined:
Yes ☐
No ☐

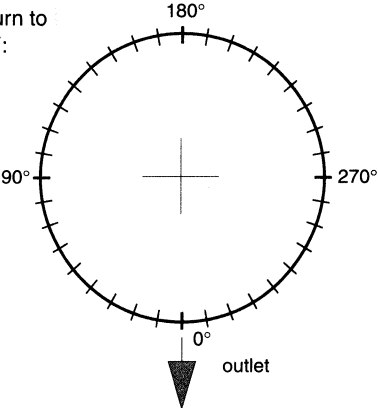
MANHOLE#: _____ DIAMETER: _____ WALL 5" ☐ 8" ☐

GU BASE LINER CONFIGURATION: _____

Main channel invert diff.* _____ inch Standard: Yes ☐ No ☐

	Degree	Invert Elev.*	Slope*%	Type	Class	Size			
Pipe outlet	0°								
Pipe inlet							Channel *	Standard	
1 st Lat/Pipe								Yes	No
2 nd Lat/Pipe									
3 rd Lat/Pipe									

Height from skirt return to main channel outlet*:
_____ inch



Date required: _____

Extended skirt*:
_____ inch

Barrel lined:
Yes ☐
No ☐

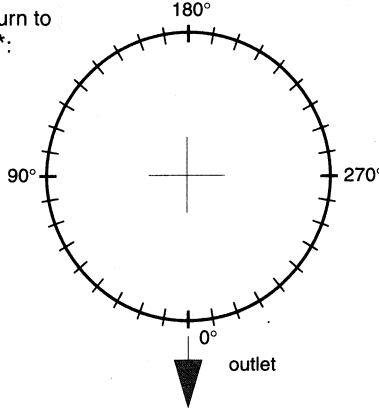
MANHOLE#: _____ DIAMETER: _____ WALL 5" ☐ 8" ☐

GU BASE LINER CONFIGURATION: _____

Main channel invert diff.* _____ inch Standard: Yes ☐ No ☐

	Degree	Invert Elev.*	Slope*%	Type	Class	Size			
Pipe outlet	0°								
Pipe inlet							Channel *	Standard	
1 st Lat/Pipe								Yes	No
2 nd Lat/Pipe									
3 rd Lat/Pipe									

Height from skirt return to main channel outlet*:
_____ inch



Date required: _____

Extended skirt*:
_____ inch

Barrel lined:
Yes ☐
No ☐